

# Pilot Guide to Airport Signs and Markings

## Airport Signs — Action or Purpose

**4-22** **TWY/RWY HOLD POSITION:**  
Hold Short of Runway on  
Taxiway

Also . . . **RWY/RWY HOLD POSITION:**  
Hold Short of Intersecting  
Runway

**8-APCH** **RWY APCH HOLD POSITION:**  
Hold Short for Acft on  
Approach

**ILS** **ILS HOLD POSITION:**  
Hold Short of ILS Critical  
Area

**(No Entry Sign)** **NO ENTRY:** Identifies Paved  
Areas Where Aircraft Entry  
is Prohibited

**(B Sign)** **TAXIWAY LOCATION:**  
Identifies Taxiway on Which  
Aircraft is Located

**(22 Sign)** **RUNWAY LOCATION:**  
Identifies Runway on Which  
Aircraft is Located

**(4 Sign)** **RUNWAY DISTANCE  
REMAINING:** Identifies  
Runway Length Remaining

**(Runway Boundary Sign)** **RUNWAY BOUNDARY:**  
Exit Boundary of Rwy  
Protected Areas

**(ILS Critical Area Boundary Sign)** **ILS CRITICAL AREA  
BOUNDARY:** Exit Boundar  
of ILS Critical Area

**(L Sign)** **RUNWAY EXIT:** Defines  
Direction & Designation of  
Exit Twy from Rwy

Also . . . **TWY DIRECTION:** Defines  
Direction & Designation of  
Intersecting Taxiway(s)

**(22 Sign with Arrow)** **OUTBOUND DESTINATION:**  
Defines Directions to  
Take-Off Runways







**(MIL Sign)** **INBOUND DESTINATION:**  
Defines Directions for  
Arriving Aircraft

**(Diagonal Stripes Sign)** **TAXIWAY ENDING MARKE**  
Indicates Twy Does Not  
Continue

**(A-G-L Sign)** **DIRECTION SIGN ARRAY:**  
Identifies Location in  
Conjunction with Multiple  
Intersecting Taxiways

If in  
Doubt  
Ask!

## ATCT Light Gun Signals

Color and Type of Signal	Aircraft on the Ground
<b>STEADY GREEN</b> 	Cleared for Takeoff
<b>FLASHING GREEN</b> 	Cleared to Taxi
<b>STEADY RED</b> 	STOP
<b>FLASHING RED</b> 	Taxi Clear of the Runway in Use
<b>FLASHING WHITE</b> 	Return to Starting Point on Airport
<b>ALTERNATING RED/GREEN</b> 	Exercise Extreme Caution

Elevated  
Guard Lights  
Hold Short



In-Pavement  
Guard Lights  
Hold Short



# Pilot Guide to Airport Signs and Markings

Help Prevent  
Runway Incursions

**"READ BACK"**  
Your Air Traffic  
Clearance!

## Airport Markings



**HOLDING POSITION:**  
Hold Short of Intersecting Rwy  
Also Land and Hold Short Marking




**ILS CRITICAL AREA:**  
Hold Short During IMC  
Conditions



**TAXIWAY/TAXIWAY HOLDING POSITION:** Hold Short of Intersecting Taxiway When Directed by ATC



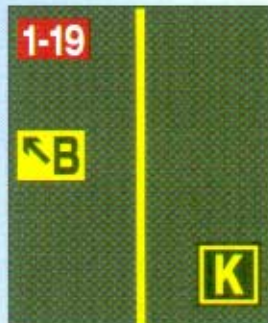
**MOVEMENT AREA BOUNDARY:**  
Defines Boundary of Movement Area and Non-Movement Area



**TAXIWAY EDGE:** Defines Edge of Usable Full Strength Taxiway Pavement. Adjoining Pavement NOT Usable



**DASHED TAXIWAY EDGE:** Defines Edge Taxiway Where Adjoining Pavement or Apron IS Available for Taxi



**SURFACE PAINTED HOLDING POSITION:** Hold Short of Intersecting Runway on Twy

**SURFACE PAINTED TAXIWAY DIRECTION:** Direction & Designation of Intersecting Twy

**SURFACE PAINTED TAXIWAY LOCATION:** Identifies Twy on Which Aircraft is Located